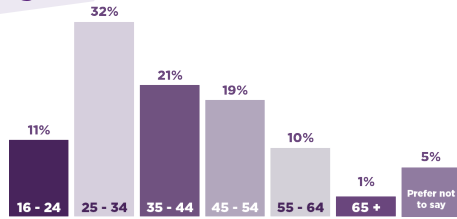
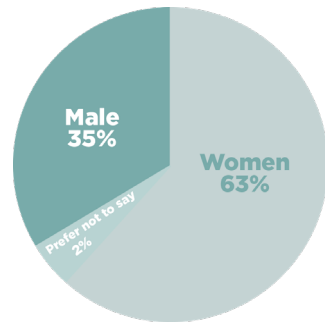


Diversity report 2021

Age

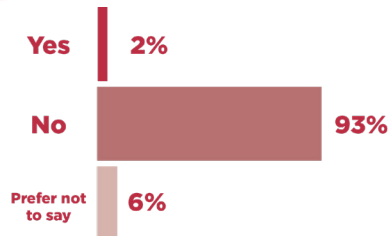


Gender Identity



Transgender

(gender identity different from your registered sex at birth)



Sexual orientation

Bisexual	1%
Gay/Lesbian	2%
Heterosexual/straight	92%
Other	0%
Prefer not to say	5%



Ethnicity



Bangladeshi	2%
Chinese	0%
Indian	11%
Pakistani	3%
Any other Asian background	1%
African	1%
Caribbean	2%
Any other Black background	0%
White and Asian	1%
White and Black African	0%
White and Black Caribbean	1%
White and Chinese	0%
Any other mixed / multiple ethnic background	1%
British / English / Welsh / Northern Irish / Scottish	71%
Irish	2%
Any other White background	3%
Any other ethnic group	0%
Prefer not to say	2%

Religion or belief



No religion or belief / Atheist	35%
Christian	41%
Hindu	4%
Jewish	0%
Muslim	6%
Sikh	6%
Any other religion or belief	1%
Prefer not to say	7%

Time spent providing unpaid care

for those with long term physical or mental ill health caused by disability or age

No	85%
Yes, 1 - 19 hours a week	8%
Yes, 20 - 49 hours a week	1%
Yes, 50 or more hours a week	1%
Prefer not to say	5%

Primary carer for a child under 18

Yes	27%
No	71%
Prefer not to say	3%

Disability

(according to Equality Act)

Yes	4%
No	94%
Prefer not to say	3%

Activities limited by health

Day-to-day activities limited due to health problem or disability lasting at least 12 months

Yes, limited a lot	0%
Yes, limited a little	4%
No	93%
Prefer not to say	3%



School type from 11 to 16

UK State-run or state-funded school - non-selective	74%
UK State-run or state-funded school - selective on academic, faith or other grounds	6%
UK Independent or fee-paying school - bursary & non bursary	11%
Attended school outside the UK	4%
Other	1%
Prefer not to say	5%



Work of the main/ highest income earner in your household when you were aged about 14

Modern professional occupations such as: 25%
teacher/lecturer, nurse, physiotherapist, social worker, welfare officer, artist, musician, police officer (sergeant or above), software designer

Clerical and intermediate occupations such as: 3%
secretary, personal assistant, clerical worker, office clerk, call centre agent, nursing auxiliary, nursery nurse

Senior managers and administrators usually responsible for planning, organising and co-ordinating work and for finance such as: 16%
finance manager, chief executive

Technical and craft occupations such as: 8%
motor mechanic, fitter, inspector, plumber, printer, tool maker, electrician, gardener, train driver

Routine manual and service occupations such as: 12%
HGV driver, van driver, cleaner, porter, packer, sewing machinist, messenger, labourer, waiter / waitress, bar staff

Middle or junior managers such as: 3.3%
office manager, retail manager, bank manager, restaurant manager, warehouse manager, publican

Traditional professional occupations such as: 9.4%
accountant, solicitor, medical practitioner, scientist, civil/mechanical engineer

Long term unemployed (claimed Jobseeker's Allowance or earlier unemployment benefit for more than a year) 0%

Prefer not to say 16%
Other (such as retired, not applicable or don't know) 20%

Highest level of qualifications achieved

48.8%
by either of your parent(s)/guardian(s) by the time you were 18

Yes, one or both of my parents attended university least one has a degree level 25%

No formal qualifications 54%

Don't know 6%

Prefer not to say 15%

